

## Year Three Maths – Summer Term

In maths, children spend three days each week looking at a number aspect of maths and the other two days are spent focusing on another area of the maths curriculum. Below are some of the aspects of maths covered in Year 3 and some useful ideas to help your children at home.

**Place Value** – read and write numbers up to 1,000 in numerals and in words.

Your child will be continuing to develop their place value skills by reading and writing numbers up to 1,000.

Numerals	Words
438	four hundred and thirty-eight
698	six hundred and ninety-eight
999	Nine hundred and ninety-nine

**Addition and Subtraction** – add and subtract numbers mentally.

We will be continuing to develop our mental methods for adding and subtracting numbers. To do this, your child will be modelled the use of a number line.

$$468 + 50 = 518$$

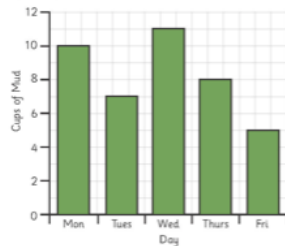


**Statistics** – solve one-step and two-step questions using information presented in scaled bar charts, pictograms, and tables.

Your child will be analysing information represented in bar charts using questions such as:

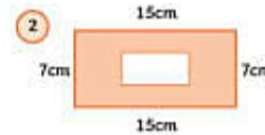
How many more cups of mud were filled on Monday compared to Friday?

How many fewer cups were filled on Thursday compared to Wednesday?



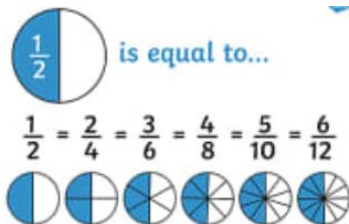
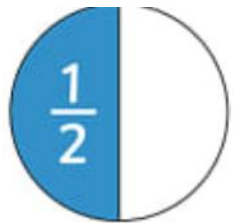
**Measurement** – measure the perimeter of simple 2-D shapes.

To calculate the perimeter of a 2D shape, your child will be modelled the process of finding the length of each side of the shape and then add them together.



The perimeter of this rectangle would be:  $15\text{cm} + 15\text{cm} + 7\text{cm} + 7\text{cm} = 44\text{cm}$ .

**Fractions** – recognise and show, using diagrams, equivalent fractions with small denominators.



**Geometry** – properties of shapes – identify horizontal and vertical lines and pairs of perpendicular and parallel lines.

- A vertical line goes up and down.  $\updownarrow$
- A horizontal line goes left to right.  $\leftarrow\rightarrow$
- Parallel lines are always the same distance apart.  $\updownarrow \updownarrow$
- Perpendicular lines cross each other at right angles.  $\leftarrow\rightarrow \updownarrow$

